

*SX-01*



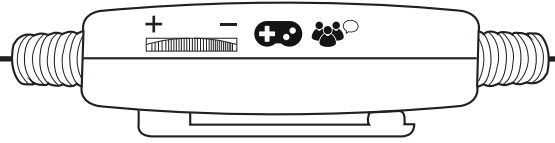
**UK: SET-UP & INSTRUCTIONS**

## ATTENTION: PLEASE READ THIS BEFORE USE


### CONTROLS



#### GAME & CHAT VOLUME

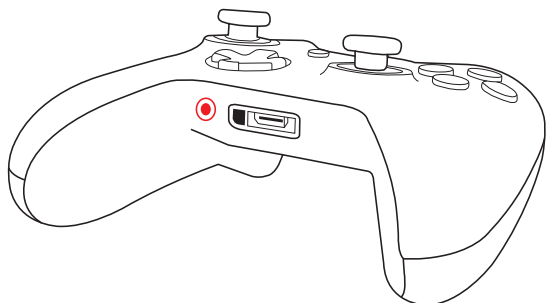
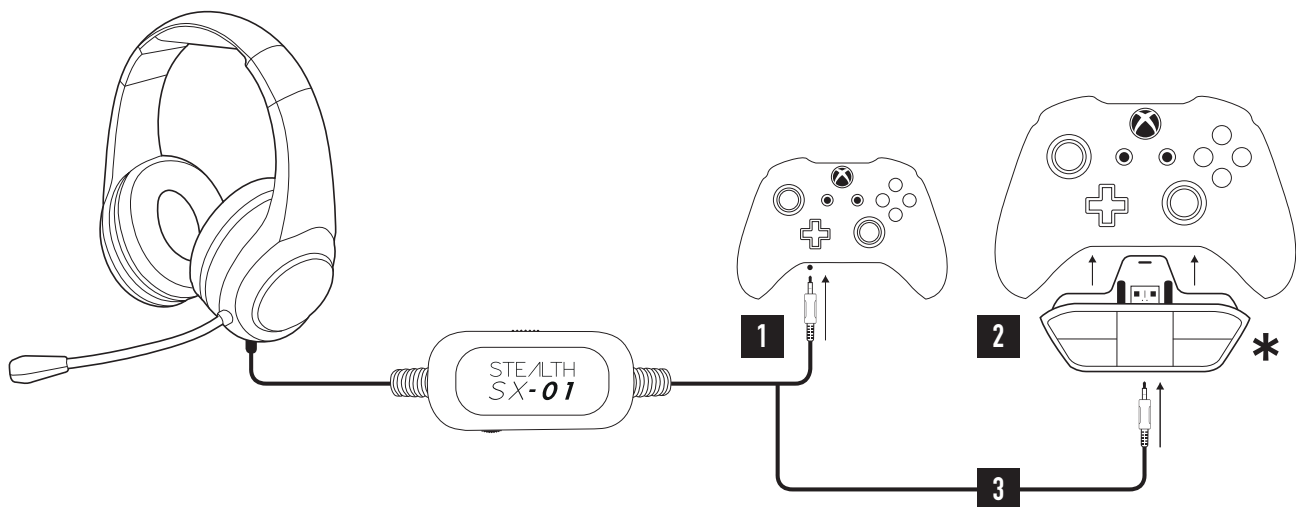


#### MIC MUTE - OFF/ON



PLEASE ENSURE THE VOLUME IS TURNED UP TO A SUITABLE LEVEL AND ENSURE THE MICROPHONE MUTE IS SET TO THE 'OFF' POSITION.

## XBOX ONE™ SET-UP



CURRENT XBOX ONE  
CONTROLLER - 3.5MM



\*ORIGINAL XBOX ONE  
CONTROLLER



CURRENT XBOX ONE™ CONTROLLERS HAVE A 3.5MM JACK CONNECTION SITUATED ON THE BASE OF THE CONTROLLER


1. SIMPLY PLUG THE 3.5MM JACK CABLE FROM THE HEADSET DIRECTLY INTO THE AVAILABLE PORT ON YOUR XBOX ONE™ CONTROLLER

IF YOU ARE USING AN ORIGINAL XBOX ONE™ CONTROLLER YOU WILL REQUIRE THE \*XBOX ONE STEREO HEADSET ADAPTER (SOLD SEPARATELY)

2. CONNECT THE XBOX ONE™ STEREO HEADSET ADAPTER TO YOUR XBOX ONE™ CONTROLLER

3. PLUG THE 3.5MM CONNECTION FROM THE HEADSET INTO YOUR ADAPTER

THE HEADSET SHOULD NOW BE WORKING UPON CONNECTION, IF YOU ARE EXPERIENCING PROBLEMS  
PLEASE FOLLOW THE INSTRUCTIONS BELOW:

- PRESS  SITUATED ON YOUR CONTROLLER AND SELECT THE 'SYSTEM' TAB

1. SELECT SETTINGS
2. DISPLAY & SOUND
3. AUDIO OUTPUT
4. HEADSET AUDIO
5. SELECT HEADSET FORMAT - WINDOWS SONIC FOR HEADPHONES ON XBOX ONE

## CHECKING THE PARTY CHAT MIX

PLEASE FOLLOW THE STEPS BELOW IF YOU ARE EXPERIENCING SOUND COMING THROUGH THE TV, OR, YOUR FRIENDS CANT HEAR YOU TALK BUT YOU CAN HEAR THEM?

- PRESS  SITUATED ON YOUR CONTROLLER AND SELECT THE 'SYSTEM' TAB

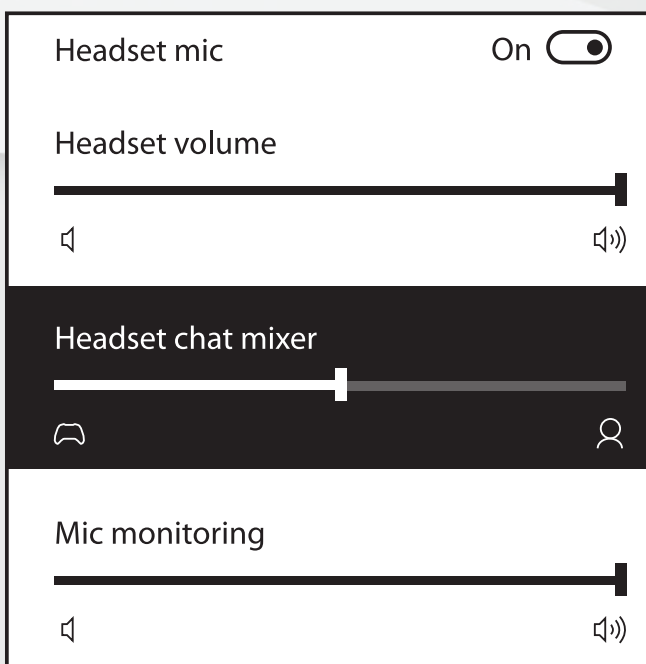
YOU SHOULD THEN SEE THE OPTION 'AUDIO'

**(IF THIS DOES NOT APPEAR PLEASE ENSURE THE HEADSET IS PLUGGED CORRECTLY INTO YOUR XBOX ONE™ CONTROLLER AND ALL SOFTWARE AND CONTROLLERS HAVE THE LATEST UPDATES)**

1. SELECT THE OPTION 'HEADSET CHAT MIXER'
2. ENSURE THE SLIDER IS POSITIONED IN THE MIDDLE OF THE BAR
3. TEST YOUR HEADSET AGAIN

PLEASE NOTE:

- 'HEADSET VOLUME' & 'MIC MONITORING' SHOULD BE TURNED UP FULL (MOVE THE SLIDER ALL THE WAY TO THE RIGHT)
- ENSURE THE HEADSET MIC IS TURNED ON



## STILL NEED OUR HELP?

[STEALTH GAMING SUPPORT PAGE](#)  
[FAQ'S](#)

### QUESTIONS / SET-UP / FAULTY ISSUES?

ONLINE: [STEALTHGAMING.NET/SUPPORT](https://stealthgaming.net/support)

EMAIL: [HELP@ABPTECH.CO.UK](mailto:help@abptech.co.uk)

PHONE: **01204 369 233** - MON-FRI - 9AM-5PM

(ALL CALLS CHARGED AT NATIONAL RATE)

TO ENSURE THAT YOUR CALL IS HANDLED QUICKLY AND EFFECTIVELY PLEASE ENSURE THAT YOU HAVE THE MODEL NUMBER, (SITUATED BY THE BARCODE ON THE BASE OF THE BOX) AND ANY OTHER RELEVANT INFORMATION REGARDING YOUR PRODUCT TO HAND WHEN YOU RING.

PLEASE NOTE: IF WE ARE UNABLE TO SOLVE YOUR ISSUE, THE HELP TEAM WILL REPLACE THE HEADSET IF THE OUTCOME IS DUE TO A FACTORY FAULT. NO REFUNDS ARE ISSUED.

# LEGAL INFORMATION

PLEASE KEEP THIS INSTRUCTION MANUAL FOR FUTURE REFERENCE. IF YOU REQUIRE ANY HELP OR ASSISTANCE PLEASE CONTACT THE HELPLINE OR VISIT [STEALTHGAMING.NET/SUPPORT](https://stealthgaming.net/support)

## WARRANTY

THIS PRODUCT IS GUARANTEED FOR A PERIOD OF ONE YEAR FROM THE DATE OF PURCHASE. DURING THIS PERIOD IF THERE IS A DEFECT DUE TO FAULTY MATERIALS, OR WORKMANSHIP THE RETAILER FROM WHOM YOU PURCHASED IT WILL REPLACE IT WITH THE SAME OR A SIMILAR MODEL ON PRODUCTION OF YOUR PURCHASE RECEIPT OR PROOF OF PURCHASE. THIS GUARANTEE DOES NOT COVER DEFECTS ARISING FROM ACCIDENTAL DAMAGE, MISUSE OR WEAR AND TEAR, AND IS AVAILABLE ONLY TO THE ORIGINAL PURCHASER OF THE PRODUCT. THIS DOES NOT AFFECT YOUR STATUTORY RIGHTS.



TO PREVENT POSSIBLE HEARING DAMAGE, DO NOT LISTEN AT HIGH VOLUME LEVELS FOR LONG PERIODS.

## PRECAUTIONS

- ENSURE THAT THE VOLUME CONTROL IS SET TO THE MINIMUM LEVEL BEFORE CONNECTING THE HEADSET TO YOUR SYSTEM
- BEFORE WEARING THE HEADSET, SET THE VOLUME CONTROL TO ITS MINIMUM LEVEL THEN SLOWLY INCREASE UNTIL YOU REACH YOUR DESIRED VOLUME LEVEL
- LISTENING TO YOUR HEADSET AT ITS MAXIMUM LEVEL MAY CAUSE DAMAGE TO BOTH THE HEADSET AND YOUR EARS
- LONG TERM EXPOSURE TO LOUD MUSIC OR OTHER SOUNDS IN A HEADSET MAY CAUSE HEARING DAMAGE. IT IS BEST TO AVOID VERY HIGH VOLUME LEVELS WHEN USING A HEADSET, ESPECIALLY FOR EXTENDED PERIODS

## IMPORTANT SAFEGUARDS & PRECAUTIONS

- NEVER EXPOSE TO DIRECT SUNLIGHT OR WET WEATHER CONDITIONS
- DO NOT EXPOSE THE UNIT TO SPLASHING, DRIPPING, RAIN OR MOISTURE. DO NOT IMMERSE IN LIQUID
- DO NOT EXPOSE TO DUST, HIGH HUMIDITY, HIGH TEMPERATURES OR MECHANICAL SHOCK
- AVOID ANY UNNECESSARY STRAIN OF THE CABLE
- DO NOT CARRY THE HEADSET BY ITS CABLE
- DO NOT USE IF THE EQUIPMENT IS DAMAGED
- DO NOT DISASSEMBLE; THERE ARE NO SERVICEABLE PARTS INSIDE
- FOR EXTERNAL CLEANING, USE A SOFT, CLEAN, DAMP CLOTH ONLY. USE OF DETERGENTS MAY DAMAGE THE CABINET FINISH AND LEAK INSIDE

## RECYCLING

WHERE YOU SEE THIS SYMBOL ON ANY OF OUR ELECTRICAL PRODUCTS, BATTERIES OR PACKAGING, IT INDICATES THAT THE RELEVANT ELECTRICAL PRODUCT OR BATTERY SHOULD NOT BE DISPOSED OF AS GENERAL HOUSEHOLD WASTE IN THE EU OR TURKEY. TO ENSURE THE CORRECT WASTE TREATMENT OF THE PRODUCT AND BATTERY, PLEASE DISPOSE OF THEM IN ACCORDANCE WITH ANY APPLICABLE LOCAL LAWS OR REQUIREMENTS FOR DISPOSAL OF ELECTRICAL EQUIPMENT/BATTERIES. IN SO DOING, YOU WILL HELP TO CONSERVE NATURAL RESOURCES AND IMPROVE STANDARDS OF ENVIRONMENTAL PROTECTION IN TREATMENT AND DISPOSAL OF ELECTRICAL WASTE.

THE RECYCLING AND PROCESSING OF WASTE ELECTRICAL AND ELECTRONIC EQUIPMENT WILL MAKE A SIGNIFICANT CONTRIBUTION TOWARDS HELPING PROTECT THE ENVIRONMENT BY REDUCING LANDFILL WASTE.

NOT RECOMMENDED FOR CHILDREN UNDER 6 YEARS OF AGE.

MADE IN CHINA

# SX-01

# STEALTH



Due to the company's policy of constant improvement and technical refinement, the company reserves the right to alter the specification. This product is not sponsored, endorsed or approved by Microsoft. XBOX ONE™ is a registered trademarks of Microsoft Co. Ltd.

Manufactured by ABP Technology Ltd. Bolton, England. BL2 1BX.

